

## CREDITS

Designers: **Antoine Bauza & Bruno Cathala**

Illustrator: **Vincent Dutrait**

Credits and thanks: [www.rprod.com/en/duel-for-middle-earth/credits](http://www.rprod.com/en/duel-for-middle-earth/credits)

© 2025 MIDDLE-EARTH ENTERPRISES, LLC.

ALL RIGHTS RESERVED.

© REPOS PRODUCTION 2025. ALL RIGHTS RESERVED.

Repos Production SA



Rue des Comédiens, 22 • 1000 Brussels – Belgium

[www.rprod.com](http://www.rprod.com)

Middle-earth, The Lord of the Rings, and the characters, events, items and places therein, are TM of Middle-earth Enterprises, LLC and used under license by Asmodee North America, Inc. and Repos Production.


Gamegenic and the Gamegenic logo are ® and © Gamegenic GmbH, Germany.

This material may only be used for private entertainment.

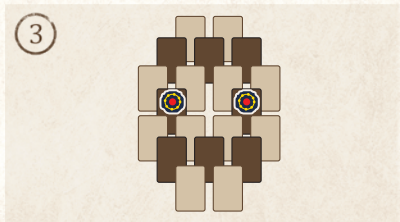
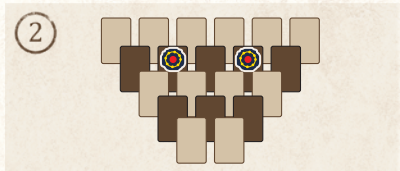
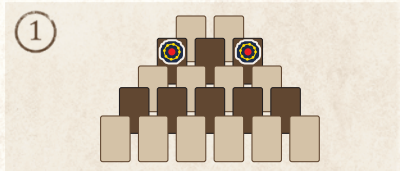
Follow us:  @ReposProductionUS |  @ReposProduction



MIDDLE-EARTH  
ENTERPRISES

 Faceup card

 Facedown card



# RULES

## OVERVIEW

In this expansion, gain and use Power tokens to secure help from your allies.


*Allies* changes a few rules in the base game, but the victory conditions remain the same.

## CONTENTS

7 Fellowship  
Ally cards



7 Sauron  
Ally cards



8 Power tokens



2 player aids



## SETUP

- ★ Sort the **Ally cards** according to their back.

Shuffle the 7 Ally cards for your faction and draw **3**, randomly, without showing them to your opponent.

Set aside the remaining Ally cards. They will not be used this game.

- ★ Take your **player aid** and **1 Power token**. Leave the other Power tokens nearby. You will need them when preparing each chapter.

## GAMEPLAY OVERVIEW

### Preparing a chapter

At the start of each chapter, place 2 Power tokens according to the setup diagrams shown on page 6.

### Game turn

#### Gain a Power token

In the central play area, each time you must reveal a card with a Power token on it, first place the token in front of you, then flip over the card.

#### Call upon an Ally

**Any time during your turn**, even after revealing new cards in the central play area, you may call upon an Ally and activate one of their effects.

Ally cards have two effects: an enter effect (on the left) and an exit effect (on the right). You must apply an Ally's enter effect **before** you are able to apply their exit effect.



The "Call upon an Ally" action is done **in addition to** your normal turn, but you may only do it **once per turn**.

#### ENTER EFFECT

Discard **1 of your Power tokens**, then reveal one of your Ally cards and place it in front of you. Then apply its enter effect.

#### EXIT EFFECT

Discard **2 of your Power tokens** and apply the exit effect of an Ally already in front of you. Then set the card aside. It cannot be used again during this game.

*Note: All effects are described on the player aids.*