

Alan R. Moon

# TICKET TO RIDE

THE CROSS-COUNTRY TRAIN ADVENTURE GAME!

**O**n a blustery autumn evening five old friends met in the backroom of one of the city's oldest and most private clubs. Each had traveled a long distance – from all corners of the world – to meet on this very specific day... October 2, 1900 – 28 years to the day that the London eccentric, Phileas Fogg accepted and then won a £20,000 bet that he could travel Around the World in 80 Days. When the story of Fogg's triumphant journey filled all the newspapers of the day, the five attended University together. Inspired by his impetuous gamble, and a few pints from the local pub, the group commemorated his circumnavigation with a more modest excursion and wager – a bottle of good claret to the first to make it to *Le Procope* in Paris.

Each succeeding year, they met to celebrate the anniversary and pay tribute to Fogg. And each year a new expedition (always more difficult) with a new wager (always more expensive) was proposed. Now at the dawn of the century it was time for a new impossible journey. The stakes: \$1 Million in a winner-takes-all competition. The objective: to see which of them could travel by rail to the most cities in North America – in just 7 days. The journey would begin immediately...

*Ticket to Ride* is a cross-country train adventure. Players compete to connect different cities by laying claim to railway routes on a map of North America.



TICKET  
TO RIDE  
Boardgame

DAYS OF  
WONDER





**Draw Train Car Cards** – The player may draw 2 Train Car cards. They may take any one of the face-up cards or they may draw the top card from the deck (this is a blind draw). If they draw a face up card, they immediately turn a replacement card face-up from the deck. They then draw their second card, either from the face up cards or from the top of the deck. (See Train Car Cards for special rules for Locomotive cards).

**Claim a Route** – The player may claim a route on the board by playing a set of Train Car cards that match the color and length of the route and then placing one of their colored trains on each space of this route. They then record their score by moving their Scoring Marker the appropriate number of spaces (see Route Scoring Table) along the Scoring Track on the board.

**Draw Destination Tickets** – The player draws 3 Destination Tickets from the top of the deck. They must keep at least one of them, but they may keep two or all three if they choose. Any returned cards are placed on the bottom of the deck.

## TRAIN CAR CARDS

There are 8 types of regular Train Car cards, plus Locomotive cars. The colors of each type of Train Car card match various routes between cities on the board – Purple, Blue, Orange, White, Green, Yellow, Black, and Red.



Locomotives are Multi-colored and act as a wild card that can be part of any set of cards when claiming a route. If a Locomotive card is one of the five face-up cards, the player who draws it may only draw one card, instead of two. If, after having drawn one card the replacement card is a Locomotive, the player cannot take it. If at any time, three of the five face-up cards are Locomotives, all five cards are immediately discarded and five new ones are turned face-up to replace them.

**Note:** If a player is lucky enough to get a Locomotive from the top of the deck in a blind draw, it still counts as a single card and they may still draw a total of two cards that turn.

A player may have any number of cards in their hand at any time.

When the deck is exhausted, the discards are reshuffled into a new draw pile deck. The cards should be shuffled thoroughly, since all the cards have been discarded in sets.

In the unlikely event that there are no cards left in the deck and there are no discards (because players are hoarding many cards in their hands), a player cannot draw Train Car cards. Instead they may only claim a route or draw Destination Ticket cards.

## CLAIMING ROUTES

To claim a route, a player must play a set of cards equal to the number of spaces in the route. A set of cards must be of the same type. Most routes require a specific type of set. For example a Blue route must be claimed using blue-colored Passenger Car cards. Some routes – those that are Gray colored – can be claimed using a set of cards of any one color.

When a route is claimed, the player places one of their plastic trains in each of the spaces of the route. All the cards in the set used to claim the route are then discarded.

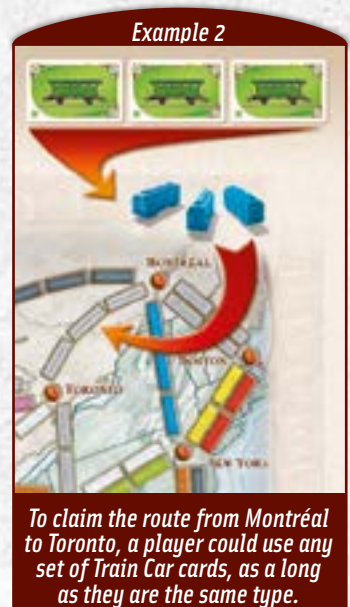
A player may claim any open route on the board. They are never required to connect to any of their previously played routes. A player may only claim a maximum of one route, hence connect two adjacent cities, never more, on their turn.

Some cities are connected by Double-Routes. One player cannot claim both routes to the same cities.



**Double-Routes**

**Important Note:** In 2 or 3 player games, only one of the Double-Routes can be used. A player can claim either of the two routes between cities, but the other route is then closed to other players.



## ROUTE SCORING TABLE

When a player claims a route, they record the points they receive by moving their Scoring Marker on the Scoring Track:

## DRAWING DESTINATION TICKET CARDS

A player can use their turn to draw more Destination Ticket cards. To do so, they draw 3 new cards from the top of the Destination Ticket Deck. They must keep at least one of the cards, but may also keep two or all three if they choose. If there are less than 3 Destination Tickets left in the deck, the player only draws the cards that are available. Any returned cards are placed on the bottom of the Destination Ticket Deck.

Each Destination Ticket includes the name of two cities on the map and a Point Value. If a player successfully completes a series of routes that connect the two cities, they will add the amount of points indicated on the Destination Ticket to their point totals at the end of the game. If they do not successfully connect the two cities, they deduct the amount of points indicated.

Destination Tickets are kept secret from other players until the game's final scoring. A player may have any number of Destination Ticket cards during the game.

## GAME END

When one player's stock of colored plastic trains gets down to only 0, 1 or 2 trains left at the end of their turn, each player, including that player, gets one final turn. The game then ends and players calculate their final scores.







## CALCULATING SCORES

Players should have already accounted for the points earned as they completed different routes. To make sure no mistakes were made, you may want to re-count the points for each player's routes.

Players should then reveal all their Destination Tickets and add (or subtract) the value of their Destination Tickets still in hand, based on whether they successfully (or not) connected those cities together.

The player who has the Longest Continuous Path of routes receives this special bonus card and adds 10 points to their score. When evaluating and comparing path lengths, only take into account continuous lines of plastic trains of the same color. A continuous path may include loops, and pass through the same city several times, but a given plastic train may never be used twice in the same continuous path. In the case of a tie for the longest path, all tied players score the 10 point bonus.

The player with the most points wins the game. If two or more players are tied for the most points, the player who has completed the most Destination Tickets wins. In the unlikely event that they are still tied, the player with the Longest Continuous Path card wins.

ROUTE LENGTH	POINTS SCORED
1 	1
2 	2
3 	4
4 	7
5 	10
6 	15

**UNBOX NOW**   
OPEN MORE THAN GAMES

Welcome to the world of *Ticket to Ride*.  
Discover more amazing games as well as your  
**exclusive gift** with your **personal code!**

To **unlock your gift**, scan the QR code  
or visit [gift.unboxnow.com/tickettoride](https://gift.unboxnow.com/tickettoride)



## CREDITS

Game design by Alan R. Moon

Illustrations by Julien Delval

Graphic Design by Cyrille Daujean

A special thanks from Alan and DoW to all  
those who helped play test the game:

Phil Alberg, Buzz Aldrich, Dave & Jenn Bernazzani,  
Pitt Crandlemire, Terry Egan, Brian Fealy, Dave Fontes,  
Matt Horn, Craig Massey, Janet Moon,  
Mark Noseworthy, Mike Schloth, Eric Schultz,  
Scott Simon, Rob Simons, Adam Smiles, Tony Soltis,  
Richard Spoons, Brian Stormont, Rick Thornquist.

[WWW.DAYSOFWONDER.COM](http://WWW.DAYSOFWONDER.COM)