


👂 All the other players check if that player's Recipe matches the Recipe card, according to the rules.


✅ If the Recipe matches the Recipe card, the player takes this card and starts a new round by revealing a new Recipe.

❌ If the Recipe does not match, the player who got it wrong is eliminated until next round. The other players continue until one of them makes the Recipe correctly. All the other players check if the Recipe matches the Recipe card according to the rules.


Example :



Recipe card



Valid Recipe ✅



Invalid Recipe ❌

5 The game ends when:

- ▶ A player has a total of 5 ⭐ when you play with Recipe cards with 1 and 2 ⭐.
- ▶ A player has a total of 7 ⭐ when you play with all the Recipe cards.

**Mixlore**™ Published by Mixlore - Asmodee Group, 18 rue Jacqueline Auriol, Quartier Villaroy, BP 40119, 78041 Guyancourt, France.  
Editing and proofreading: Mathieu Lidon, Bénédicte Jean, Sébastien Milloux, Sonia Thomson and Jesse Rasmussen. We would like to thank all those who contributed to this new edition, and in particular the designer Mashiu, Sandrine, Jeffrey, Manon, Nina, Maxine and Dimitry.



AGES	PLAYERS	MIN
7+	2-5	15

## RULES

Welcome to the *Straw Party!*  
The party where fruits have fun recreating the best fruit juice recipes.

A game by Mashiu.  
Graphic design by Mathieu Lidon.

## Components



55 Recipe cards

5 sets of 7 Fruit cards each

Rulebook

Ouch!  
The Fruit cards are not matching the Recipe!

Collect enough stars ⭐ to win!

## Goal of the game

Fruit ASAP is an observation and speed game where players try to race to correctly reproduce as many Recipe cards and earn enough stars to win the game.

## Setup

Each player chooses a color and takes the corresponding set of Fruit cards.


Shuffle the Recipe cards to form a pile in the center of the table for all players to see. The last person to eat a pineapple is the first player.

We recommend playing the first few games with only the 1 and 2 ★ Recipe cards. For extra difficulty, you can add the 3 ★ cards during setup.



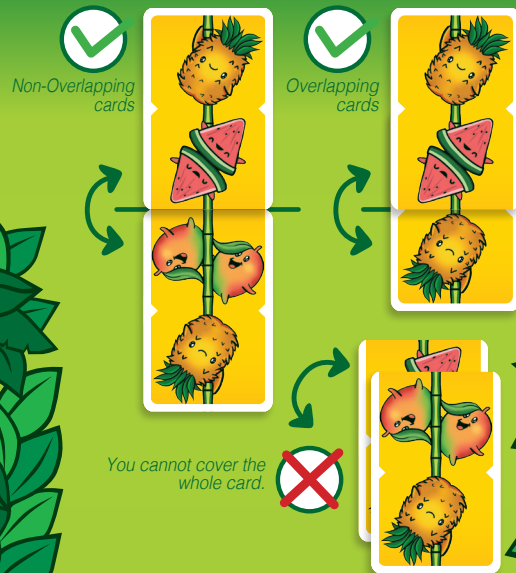
## How to Play

- 1 The first player reveals the top Recipe card of the pile and places it face up for all players to see.
- 2 Each player tries to make the indicated Recipe by flipping and overlapping their Fruits cards according to the following rules:
  - a Fruit cards may partially overlap each other. The Double Banana card (see below) cannot be covered though.



Double Banana card

- b When Fruit cards overlap, half of the covered card must remain visible.



- 3 You need to use all of your Fruit cards.
- 3 When a player thinks they have completed the requested Recipe, they shout "Fruity!" while hitting the Recipe card. All the other players immediately stop their action.