



# PANDEMIC<sup>TM</sup>

# FALL OF ROME

A cooperative game for 1–5 players, ages 8 and up. 45–60 minutes.

*At the height of its power, the Roman Empire held more than two million square miles of territory containing over a hundred million people. Throughout the centuries of its existence, the Empire brought major advancements in engineering, architecture, science, art, and literature.*

*By the beginning of the 5th Century, decades of political corruption, economic crisis, and an overburdened military had exacted a severe toll on the stability of the Empire. This paved the way for severe incursions from aggressive barbarian tribes, leading to a decline from which Rome would not recover.*

## OVERVIEW

Citizens, soldiers, and allies of the Roman Empire unite in *Pandemic: Fall of Rome*! Raise armies, defend your cities, and forge alliances to ward off the relentless incursions. Can you hold the line against the invading hordes and prevent the fall of Rome?

*Pandemic: Fall of Rome* is a cooperative game. The players all win or lose together.

Your goal is to ally with and/or eliminate each of the five invading barbarian tribes before the Roman Empire is overwhelmed. You and your teammates can lose in several different ways: if either Roma or too many other cities are sacked; if any tribes have overrun Roman territory; or if the Empire's resources have run dry.

Each player has a specific role with special abilities to improve the team's chances.

Solitaire rules provide additional options for a lone player, and after you're familiar with the game, you can use the included difficulty levels and the "Roma Caput Mundi" variant to make the game even more challenging.

# COMPONENTS



7 Pawns



7 Role Cards



70 Player Cards  
(49 City Cards, 14 Event Cards, 7 Revolt Cards)



5 Alliance Tokens

(Anglo-Saxons/Franks, Vandals, Huns, Visigoths, Ostrogoths)



1 Invasion Rate Marker



1 Decline Marker



6 Forts

# SETUP

## 1 PREPARE BOARD AND PIECES

Place the board in the center of the table. Place 1 fort in Roma. Place the other 5 forts and the 3 battle dice near the board.

Place the legions in the circular legion supply space on the board. Place barbarians and alliance tokens in the circular barbarian supply spaces on the board matching their symbols and colors.

Place the Invasion Rate marker and Decline marker in the first spaces of their corresponding tracks.

## 2 RESOLVE INITIAL INVASION

Take the 5 red-bordered Barbarian cards (each showing the city of Roma) from the Barbarian deck and place them faceup on the board in the Barbarian **discard pile** space (top right).



Take the 9 gold-bordered Barbarian cards and set them aside. Shuffle the remaining Barbarian cards and place them facedown on the board in the Barbarian deck space. Then shuffle the 9 gold-bordered cards and do the following with those cards:

1. Flip over 3 cards and add 3 barbarians of the matching color to each city.
2. Flip over 3 cards and add 2 matching barbarians to each city.
3. Flip over 3 cards and add 1 matching barbarian to each city.
4. Place these 9 cards faceup on top of the Roma cards in the Barbarian discard pile.





49 Barbarian Cards



7 Reference Cards



3 Battle Dice



100 Barbarian Cubes

(20 Anglo-Saxons/Franks, 22 Vandals, 20 Huns, 24 Visigoths, 14 Ostrogoths)



16 Legions



1 Board



### 3 PREPARE PLAYER COMPONENTS

Give 1 Reference card and 1 random Role card with its matching pawn (top left of the Role card) to each player. Return the remaining Reference cards, Role cards, and pawns to the box.

Separate the Player cards by type (City, Event, Revolt). Set aside Revolt cards.

Randomly add a number of Event cards to the City cards based on the number of players. Shuffle these cards and deal a number of them faceup to each player to form starting hands.

# of players	Events in Deck	Starting Hand
2	4	4
3	5	3
4	6	2
5	8	2

If playing with the Vestalis role, shuffle and stack the remaining Event cards facedown to form an Event deck instead (see "Vestalis" on page 12). If not, return the remaining Event cards to the box.

Each player keeps their Player cards and Role card faceup on the table. Each player chooses one of their City cards and places their pawn and **2 legions from the supply** in the matching city. If a player does not have a City card (such as if all of their cards are Event cards), they may place their pawn (and legions) in **any** city on the board.

### 4 PREPARE PLAYER DECK

Choose the game's difficulty level by using **5, 6, or 7 Revolt cards**, for an Introductory, Standard, or Heroic game, respectively. Return any remaining Revolt cards to the box.

**Note:** This is more than the typical number of Epidemic cards used in the original *Pandemic!*

Divide the remaining Player cards into facedown piles, as equal in size as you can, so that the number of piles matches the number of Revolt cards that you chose. Then shuffle 1 Revolt card into each pile facedown. Stack these piles to form the Player deck, placing smaller piles on the bottom. Then place the Player deck facedown on the board in the Player deck space.

### 5 BEGIN PLAY

The players look at the City cards they have in their hand. The player with the City card whose city is farthest from Roma (highest number of days on the card) takes the first turn.



# PLAY

Each player turn is divided into 3 steps:

1. Do 4 Actions
2. Draw 2 Player Cards (and resolve Revolts)
3. Invade Cities

After doing the Invade Cities step, your turn ends. The player on your left takes the next turn.

Players should freely give each other advice, letting everyone offer opinions and ideas. However, the player whose turn it is decides what to do.

Your hand can have both City and Event cards in it. City cards are resources used to do some actions. Most Event cards can be played at any time, including during another player's turn.

# DO 4 ACTIONS

You can do up to 4 actions during your turn.

Select any combination of the actions listed below. You can do the same action several times during your turn, each time counting as 1 action. Your role's special abilities may change how an action is done. Some actions involve discarding a card from your hand; all discards go to the Player discard pile.

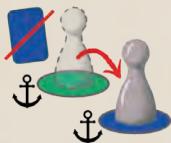
## MARCH

Move your pawn to an adjacent city (connected by a single, uninterrupted line of any color, even across water). You may take up to 3 legions from your city with you. You cannot move into barbarian supply spaces.



## SAIL

Discard a City card to move your pawn from a port city (a city with an anchor icon) to any other port city on the board. The card's color must match a color of your destination. You may take up to 3 legions from your city with you.



## FORTIFY

Discard a City card that matches your city to add a fort from the supply to your city. If all forts are in use, move a fort to your city from another city on the board. Each city can have up to 1 fort.



## RECRUIT ARMY

Add legions from the supply to your city. The number of legions you place is equal to the recruitment rate (indicated by the Invasion Rate track on the board). There must be a fort in your city for you to do this action.



If there are not enough legions in the supply, place as many as possible, but **do not move legions** from elsewhere on the board.

# BATTLE

Roll up to 1 battle die for each legion in your city (maximum 3 dice) and apply the results of your roll to your city. There must be at least 1 barbarian in your city for you to do this action.



Remove 1 legion.



Remove 1 barbarian (appears on 2 sides of the dice).



Remove 1 barbarian and 1 legion.



Remove 2 barbarians and 1 legion.



Resolve your role's special effect.

When you remove barbarians, you can choose to remove any combination of colors present in your city, but **you must remove as many cubes as possible**. Removed legions and barbarians are returned to their matching supplies.

## BATTLE EXAMPLE

Sophia is in Carnuntum with 2 legions. There are 2 green cubes (Huns) and 1 blue cube (Ostrogoth) in the city. Because she has 2 legions, she could roll 1 or 2 dice. She wants to maximize her chances of removing barbarians, so she rolls 2 dice. She rolls a total of 2 legion icons and 4 barbarian icons, so she removes 2 legions and 3 barbarians.



## PLOT

If there is another player in your city and **you both agree to it**, you can do one of the following:



- ☛ Give a City card that matches your city to that player.
- ☛ Take a City card that matches your city **from** that player.

If the player who gets the card now has more than 7 cards, that player must immediately discard a card (or play an Event card, see “Event Cards” on page 8).

### PLOT EXAMPLE

Both Ophelia and Maxwell are in Aquileia. Ophelia is collecting white cards and Maxwell has the white Aquileia card. Ophelia asks Maxwell if she can take it from him.

Maxwell agrees, so Ophelia uses an action to take his card. Ophelia now has 8 cards, so she decides to play the Event “Mortui Non Mordent,” removing 2 barbarians of the same color and bringing her hand down to 7 cards.



## FORGE ALLIANCE

Discard the required set of cards of a tribe's color to forge an alliance between all players and that tribe. There must be at least 1 barbarian of that tribe in your city for you to do this action.



<b>Vandals</b> (5 Cards)	<b>Visigoths</b> (5 Cards)	<b>Huns</b> (4 Cards)	<b>Anglo-Saxons &amp; Franks</b> (4 Cards)	<b>Ostrogoths</b> (3 Cards)
-----------------------------	-------------------------------	--------------------------	---	--------------------------------

After forging an alliance, move the alliance token for the matching tribe onto its alliance space in the bottom-left corner of the board.

Allied barbarians **continue to invade and can still be battled normally**. Alliances are needed to win the game and to do the Enlist Barbarians action.


## ENLIST BARBARIANS

Discard a card matching an allied tribe's color to remove all the barbarians of that color from your city. Then add up to that many legions from the supply to your city.

If there are not enough legions in the supply, place as many as possible, but **do not move legions** from elsewhere on the board.

### ENLIST BARBARIANS EXAMPLE

Ophelia is in Philippopolis with 1 legion and 3 green barbarians. Ophelia and her teammates made an alliance with the Huns on an earlier turn. She discards a green card to Enlist Barbarians. She returns the 3 green cubes to the matching supply, replacing them with 3 legions.



## DRAW 2 PLAYER CARDS

After doing 4 actions, draw the top 2 cards together from the Player deck.



When you are about to draw, if there are fewer than 2 cards left in the Player deck, the game ends immediately, and the players lose! (Do not reshuffle the discards to form a new deck.)

## REVOLTS

If your draw includes any Revolt cards, do the following steps:

1. **Increase:** Move the Invasion Rate marker 1 space to the right along its track.
2. **Revolt:** Draw the bottom card from the Barbarian deck and add 3 matching barbarians to the pictured city. **Discard this card.**



When adding cubes, if the city is defended by legions, the amount of cubes added is fewer (see “Defending a City” on page 7). If the city is not defended and would have 4 or more cubes, fill the city to 3 cubes, then **sack** the city (see “Sacking Cities” on page 8).

3. **Intensify:** Shuffle all cards in the Barbarian discard pile (including the one just drawn and any cards placed there during setup) and place them on top of the Barbarian deck.

**Remember:** When doing these steps, draw from the **bottom** of the Barbarian deck and shuffle only the cards in the Barbarian discard pile, placing them on top of the existing Barbarian deck.

It is rare but possible to draw 2 Revolt cards at once. In that case, do all three steps above once and then again. The second time, the Barbarian card drawn for the Revolt step will be the only Barbarian card to “reshuffle,” ending on top of the Barbarian deck. Event cards (see “Event Cards” on page 8) can be played after resolving the first Revolt card but before resolving the second one.

After resolving Revolt cards, return them to the box. Do not draw replacement cards for them.

## HAND LIMIT

If you ever have more than 7 cards in hand (not counting any Revolt cards you may have drawn), discard cards or play Event cards until you have 7 cards in hand (see “Event Cards” on page 8).



## INVADE CITIES

Flip over, one at a time, as many Barbarian cards from the top of the Barbarian deck as the current invasion rate (indicated by the Invasion Rate track on the board). For each card flipped over, **invade 1 city** and discard the card to the Barbarian discard pile.

Each Barbarian card shows the color of the invading tribe, a pictured city, and a migration path. A migration path is a line of cities that leads from the pictured city back to a barbarian supply space, shown on the card and on the board. In some cases (see below), barbarians cannot yet invade the pictured city and will instead invade a **different city on the migration path**.



Migration Path

## INVADING A CITY

To invade a city, add 1 cube to it from the matching barbarian supply **unless that city is defended** (see “Defending a City” on page 7).

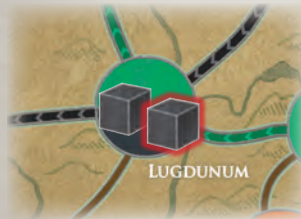
Barbarians have restrictions on the cities that they can invade. A city can be invaded only if **at least one** of the following applies:

- The city already has one or more barbarians of that tribe.
- The **previous city** on the migration path has one or more barbarians of that tribe.

When resolving an invasion from a Barbarian card, first check to see if the city pictured on the Barbarian card can be invaded.

### INVASION EXAMPLES

Ophelia flips over the black card for Lugdunum. There is already a black cube (Vandals) in that city, so she adds another black cube there.



Ophelia flips over the black card for Tingi. There are no black cubes in Tingi yet, but there is a black cube in Corduba (the previous city on the migration path), so Tingi can still be invaded. She adds a black cube to Tingi.



If the pictured city cannot be invaded, check the previous city on the migration path. If that city also cannot be invaded, continue to check each city, following the migration path **backward** until you find a city that **can** be invaded.

### INVASION EXAMPLE

Maxwell flips over the white card for Patrae, which cannot be invaded. He then checks Athenae, which also cannot. Continuing, he checks Constantinopolis, which can be invaded since there is a matching cube in Tyras, so he adds a cube to Constantinopolis.



If you follow the migration path all the way back to the matching supply (without finding a city that can be invaded), the city on the migration path adjacent to that supply is invaded.

### INVASION EXAMPLE

Maxwell flips over the orange card for Eburacum. There is no orange cube (Anglo-Saxons) in Eburacum, Londinium, or Gesoriacum. Since Gesoriacum is the city adjacent to the orange barbarian supply, Maxwell adds 1 orange cube to it.



If a barbarian would be added to a city that has 3 barbarians of that color, do not place a fourth barbarian of that color. Instead, the city is **sacked** (see "Sacking Cities" on page 8).

## DEFENDING A CITY

If a barbarian **would be added** to a city with one or more legions in it, those legions defend. Defending **prevents the barbarian from being added** but causes one or more of the legions to be removed from the city.

If the legions are supported by **either a pawn or a fort**, they are **attacked**. Remove **one** legion from the city, returning it to the supply.

### DEFENSE EXAMPLES

Maxwell would add a black cube to Carthago. There are 2 legions in Carthago along with Ophelia's **pawn**, so instead of adding a black cube, Maxwell removes 1 legion.



Maxwell would add an orange cube to Roma. There are 3 legions in the city along with a **fort**, so Maxwell removes 1 legion instead of adding an orange cube.

If the legions are not supported by either a pawn or a fort, they are **ambushed**; remove **all** of the legions from the city, returning them to the supply.

### DEFENSE EXAMPLE

Maxwell would add a green cube to Philippopolis. There are 2 legions in the city and **neither a pawn nor fort**, so Maxwell removes both legions instead of adding a green cube.



**Note:** When adding multiple cubes while resolving a Revolt card, add those cubes one at a time, resolving an attack or ambush as necessary for each cube.

## SACKING CITIES

If you would add a fourth barbarian of the same color to a city, the city is sacked instead. Move the Decline marker down 1 space on the Decline track. If there is a fort in the city, return it to the supply, then add 1 barbarian from that tribe to each adjacent city (including those outside of the tribe's migration path). Legions defend against these added cubes.

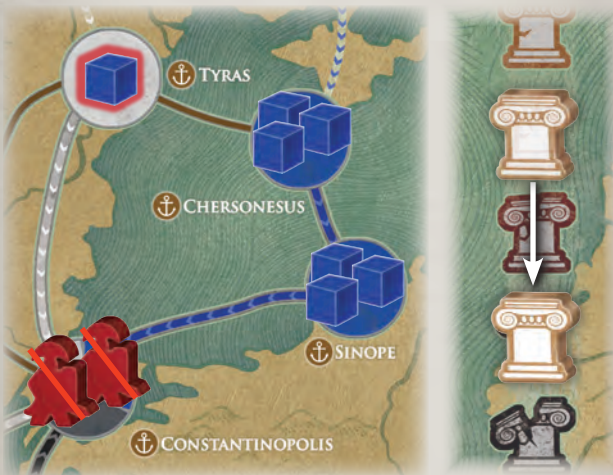
If any of those cities already have 3 barbarians of that tribe, do not place a fourth cube into those cities. Instead, in each of them, **chain reaction sacking** occurs after resolving the sacking of the current city.

When chain reaction sacking occurs, first move the Decline marker down 1 space. Then add barbarians as above, but do not add a cube to a city that was already sacked (or chain reaction sacked) as part of resolving the current Barbarian card.

### SACKING EXAMPLE

Maxwell flips over the blue Sinope card. Since Sinope already has 3 blue cubes, Sinope is sacked! Maxwell moves the decline marker down 1 space. He would add 1 cube to Constantinopolis, but Constantinopolis is defended; the legions there are ambushed, and both are removed (but no blue cube is added).

He would also add a cube to Chersonesus, but there are already 3 blue cubes there, so a **chain reaction sacking** occurs. Maxwell moves the decline marker down 1 additional space and adds 1 blue cube to Tyras. Maxwell doesn't add a cube to Sinope (since it was already sacked because of this Barbarian card).



## TURN END

After doing the Invade Cities step, your turn ends. The player on your left takes the next turn.

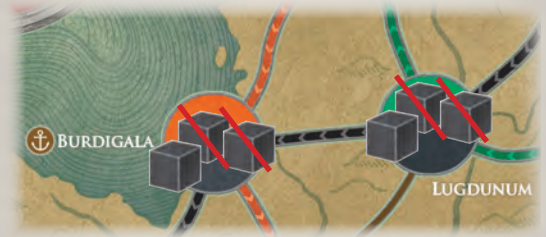
## EVENT CARDS

During any turn, any player may play an Event card. Playing an Event card is not an action. The player who plays the Event card decides how to use it.

Many Event cards present a standard option as well as a more powerful "corrupt" option that causes decline. If you choose to do the standard option, resolve the effect, then discard the card. If you choose to do the corrupt option, move the Decline marker down 1 space, then resolve the effect and discard the card.

### CORRUPT EVENT EXAMPLE

Before the first card of the Invade Cities step is flipped over, Ophelia decides to play the "Mortui Non Mordent" Event card. She decides to use the corrupt option: first she moves the decline marker down and then resolves the effect to remove two cubes each from Burdigala and Lugdunum.



An Event card can be played at any time unless otherwise noted, except between drawing and resolving a card. After playing an Event card, discard it to the Player discard pile.



If the city of Roma is sacked, or if the Decline marker reaches the 8th space on the Decline track, the game ends immediately, and the players lose!



# PLAYER CARDS

Place your cards faceup in front of you, for all players to see.

Only City and Event cards count toward your hand limit. Your Role and Reference cards and any Revolt cards you draw are not part of your hand.

Note that an icon on each City card shows how many City cards of that color are in the Player deck (including the card itself).



Players may freely examine either discard pile at any time.

# GAME END

The players win as soon as all five barbarian tribes no longer threaten the Empire. **For each tribe**, this can happen in two ways:

- Players have forged an alliance with that tribe.
- There are no barbarians of that tribe in any cities on the board.

## GAME END EXAMPLE

The players do the Forge Alliance action to establish an alliance with the Huns. They check the board and find that the Ostrogoths are the only tribe they don't yet have an alliance with.



Only two cities have Ostrogoth cubes in them: Aquileia and Ravenna (which had a barbarian added to it during a sacking). Players can either forge an alliance with the Ostrogoths or remove all the remaining barbarians of that tribe from the board to win the game.



There are 4 ways for the game to end with players losing:

- When barbarian cubes would be added, you are unable to add the number of barbarians needed to the board.
- A player cannot draw 2 Player cards after doing their actions.
- The Decline marker reaches the 8th space on the Decline track.
- Roma is sacked.

# FINE POINTS AND REMINDERS

- Remember to put the 5 red-bordered Roma cards in the Barbarian discard pile during setup. These cards are shuffled along with the other cards that are also in the Barbarian discard pile when the first Revolt card is drawn.
- When invading a city, always check the pictured city first to see if that city can be invaded. If it can, add 1 cube to that city. If not, follow the tribe's migration path **backward** from the pictured city to find the next city on the path that the tribe can invade. (Don't start at the beginning of the migration path and fill in the first gap.)
- Do not add a barbarian to a city defended by 1 or more legions. If the city has legions in it (but no fort or player pawn) you must remove **all** the legions. If there is a fort or pawn, remove only 1 legion.
- When a city is sacked, if there is a fort in that city, return it to the supply.
- When barbarians are added to cities directly through Revolts or sacking, the restrictions for invasions (the city itself or the previous city having a matching barbarian) are ignored, but legions can still defend.
- When a game effect refers to "your city," it is referring to the city that your pawn is currently in.



# SOLITAIRE CHALLENGE

When playing *Pandemic: Fall of Rome* as a single player, you assume the burden of Emperor and command 3 different roles.

## SETUP

Set up the game as normal, with the following changes:

- Remove the Mercator Role card and the “Do ut des” Event card from the game. They are not used in the Solitaire challenge.
- Deal 3 Role cards to yourself in a row from left to right and take the matching pawns to form the team of 3 roles that you will command. All 3 of these roles will share your (single) hand of cards. Place the green pawn (normally used for the Mercator) on top of the leftmost Role card to indicate which role takes the first turn. Return the remaining Role cards and pawns to the box.
- When preparing the player components, **before** adding Event cards, shuffle all the City cards. Deal 3 cards to form your starting hand, and deal 3 cards faceup to the side of the board to form the “treasury.” Then, shuffle 4 Event cards into the remaining City cards.
- Place 1 pawn (and its 2 legions) into each of the 3 cities that match the 3 City cards in your hand.

## PLAY

Play proceeds like the multiplayer game except, instead of different players taking turns, you control 3 different roles on the board. You take their turns one by one, in “clockwise” (left to right) order, using the green pawn to track the role whose turn you are taking.

All 3 roles share your single hand of cards. Your hand limit is still only 7 cards, but you can use the treasury to augment this limit.

All other rules (steps of a turn, other actions, and winning and losing the game) are resolved as normal.

## TREASURY

The treasury is an area next to the board that can house City cards. Some City cards are dealt to the treasury during setup, but the **Plot action** allows you to store additional cards in the treasury and retrieve **any** cards present there.

There is no limit to the number of cards that can be stored in the treasury.


## PLOT

Instead of the normal Plot action, you can do one of the following:

- Deposit** a City card that matches your city from your hand to the treasury.
- Withdraw** a City card that matches your city from the treasury to your hand.

## PLOT EXAMPLE

If you have the Tyras card and are in Tyras, you can **deposit** the Tyras card into the treasury. Or, if the Tyras card is in the treasury, you can **withdraw** it from there and add it to your hand.



# ROMA CAPUT MUNDI CHALLENGE

After you have had a chance to play the game a few times using the standard rules (with or without the “Solitaire Challenge” variant), you may wish to test your skills with this variant. In the Roma Caput Mundi Challenge, players must respect the law that Roman legions cannot enter Roma.

## SETUP

Set up the game as normal with the following changes:

- When you choose the game’s difficulty level, use **4, 5, or 6 Revolt cards** for an Introductory, Standard, or Heroic game, respectively. If you dare to attempt a **Legendary** game, use 7 Revolt cards.
- Do not place a fort in Roma; keep that fort in the supply.
- If you are dealt a Roma card and choose to start the game in Roma, the 2 legions you normally start with are not placed and remain in the supply.

## PLAY

Play as usual, except that **legions cannot be moved into or added to Roma** through any player actions, Role card effects, Event cards, or any game effect.



Since the city is “unguarded,” whenever you would add a barbarian to Roma, move the Decline marker down 1 space on the Decline track instead.

## HISTORICAL NOTES

**Pandemic: Fall of Rome** is inspired by the historical events surrounding the fall of the western Roman Empire, from the early stirring of instability in the 3rd Century CE to the deposition of the last western emperor (either Julius Nepos or Romulus Augustulus, depending on who you ask) in the late 5th Century.

Although a strong attempt has been made to pair the game mechanics with some level of historical backing, this game is not attempting to be considered as a historical simulation. The Roman Empire fell apart for a thousand nuanced reasons that historians continually debate to this day. When a design choice was required between simulation and gameplay, gameplay received preference.

## BARBARIAN TRIBES

Due to the Empire's massive geographical footprint, various neighboring peoples began to push against the Roman borders. In **Pandemic: Fall of Rome**, the many invaders have been distilled into these five general groups:



**Anglo-Saxons and Franks:** Much of the pressure in the northern reaches of the Empire came from the Angles, Saxons, and Jutes, who primarily migrated into the British Isles after Rome abandoned military support in the region. Also in the north, the Franks proved to be valuable allies against other tribes, but these alliances were not known for their longevity.



**Vandals:** Originating in present-day Poland and focusing their efforts primarily in northern Africa, the Vandals very nearly joined the Empire courtesy of Emperor Valentinian III. However, the peace treaty fell apart after Valentinian was assassinated, and the resulting war led to the city of Roma being invaded and sacked.



**Huns:** A portion of Germanic migration toward Rome is purportedly owed to the expansion and migration of the Huns. The Hunnic Empire was established under the leadership of Attila, who led his horde into the general area of northern Italy, razing several cities.



**Visigoths:** The Visigoths, one part of the Germanic peoples known as the "Goths," were allowed to settle inside Roman borders in order to escape pressure from the Huns. Poor treatment of the Visigoths and famine led to revolt. Unable to be contained, these Visigoths under King Alaric were the first invaders to sack the city of Roma.



**Ostrogoths:** The other group referred to as the "Goths," the Ostrogoths interacted comparatively little with Rome, being subjugated by the Huns until the early 5th Century CE. After the Hunnic Empire fell, the Ostrogoths migrated and into what was left of the rapidly disintegrating western Roman Empire.

## MIGRATION PATHS

The migration paths represent the pressure of the various barbarian populations against the borders of the Empire as well as the general areas that each tribe invaded. Towards the early 5th Century, these invasions became more and more troublesome for the scarce defending legions. Frequency and severity of raids toward the interior of the Empire increased, and even non-aggressive populations migrated toward the empire in an attempt to escape the hostility and conquest of other tribes.

## FORGING ALLIANCES, BATTLING ALLIED TRIBES, AND REVOLTS

The player action of forging alliances refers to the practice of "federating populations" of barbarian tribes. The tribes were allowed to live within the borders of the Empire in exchange for military support. This worked well for the most part, providing a much-needed boost to the Roman military at a crucial time, but it came with its own issues. These alliances proved quite volatile; unrest and often famine within the tribes caused instability in the surrounding area, forcing the Empire to battle further within its borders.

In some cases, these allied tribes would revolt, or tribes far outside the Roman lands would raid, creating further instability and strife within the Empire.

## CORRUPTION AND DECLINE


A common thread weaved throughout the decline and fall of the Empire was an increasing level of political incompetence and corruption, as officials attempted to placate aggressive tribes or covet their own wealth. This is largely indicated in game by the "corrupt" option of Event cards. Players have the choice to create a powerful short-term gain, but not without cost.

# ROLES

Each player has a role with special abilities to improve your team's chances.

## CONSUL

- As an action, add 1 legion to any city with a fort.
- As an action, add 1 legion to your city.
- Add 1 legion to your city.



## MAGISTER MILITUM

- When you do the Battle action, reduce the number of legions you lose by 1.
- Remove 2 barbarians from your city.



## MERCATOR

- Once during your turn, as an action, give or take a card of a **color** matching your city to another player in your city.
- You do not have to be in a city with a matching barbarian to do the Forge Alliance action.
- Remove 1 barbarian and 1 legion from your city.



## PRAEFFECTUS CLASSIS

- As an action, move from a port to any other port. (You may take up to 3 legions with you.)
- If you are in a port, as an action, discard a City card matching a color of your city to add up to 2 legions to your city.
- If in a port, remove 1 barbarian from your city.



## PRAEFFECTUS FABRUM

- As an action, remove 2 legions from your city to add a fort to it.
- As an action, discard a City card to either move from a city with a fort to any city or move from any city to a city with a fort. (You may take up to 3 legions with you.)
- If in a city with a fort, remove 2 barbarians from your city.



## REGINA FOEDERATA

- When you do the March or Sail action, you may take up to 3 barbarians and/or legions with you.
- Note:** You cannot cause a city to have more than 3 barbarians of a single color. Moving barbarians this way does not trigger city defense.
- Once per turn, you may do the Enlist Barbarians action without spending a card.
- Note:** You must still have an alliance with that tribe in order to do this.
- After the battle, remove 1 barbarian from your city. If you do, add up to 1 legion to your city.



## VESTALIS

- Setup:** Stack all unused Event cards facedown to form an Event deck.
- At any time, discard a City card matching a color of your city to draw 1 card from your Event deck.
- During the Draw 2 Player Cards step, you may draw 3 Player cards; put 1 of them back on top of the deck.
- Remove 1 legion from your city.



## CREDITS

- Game Design:** Matt Leacock & Paolo Mori
- Producer:** Justin Kempainen
- Editing:** Andrea Dell'Agnesi & Julia Faeta
- Graphic Design:** Dan Gerlach, Monica Helland, Jasmine Radue, Samuel R. Shimota
- Illustration:** Atha Kanaani, Olly Lawson & Antonio Maínez
- Art Direction:** Bree Lindsoe
- Z-Man Games Art Director:** Samuel R. Shimota
- Publisher:** Steven Kimball
- Playtesters:** Maurizio Besacchi, Marta Cacciasassi, Martina Chiacchiera, Andrea Chiarvesio, Charles Cook, Jeroen Doumen, Bianca van Duijl, Chris and Kim Farrell, Sasha Johnson-Freyd, Rich Fulcher, Jay and Katrina Gischer, Amber and Sean Grady, Jay Heyman, Gordon Hua, Erik Kay, Dave and Grace Kloba, Eric Lang, Donna, Colleen, Patrick, and Tim Leacock, Tim Lee, Tom Lehmann, Kieran and Scott Mackey, Chris and Justin McKeown, Andrea Mezzoter, Brian and Lisa Modreski, Dave Moore, Janice Pang, Ron Sapolsky, Hanna Shen, Michele Sommi, Jon Swartz, & Linus Upson.

Special thanks to Tom Lehmann and Francesco Sirocchi



1995 County Rd B2 West  
Roseville, MN 55113 USA  
651-639-1905  
info@ZManGames.com



© 2018 Z-Man Games. Pandemic, Z-Man Games, and the Z-Man logo are TMs of Z-Man Games. Fantasy Flight Supply is a TM of Fantasy Flight Games. Actual components may vary from those shown. Made in China. THIS PRODUCT IS NOT A TOY. NOT INTENDED FOR USE BY PERSONS AGE 7 OR YOUNGER.

PROOF OF PURCHASE  
Pandemic: Fall of Rome  
ZM7124