

STAR WARS™ LEGION™

IMPERIAL SPECIAL FORCES (SWQ53)

READ THIS FIRST

STOP! Before assembling, please visit atomicmassgames.com/SWLegion and download the assembly instructions. Be sure to use a pair of sharp hobby clippers to remove the miniature components from the frame. Carefully clean the excess material and mold lines with a sharp hobby knife. Check the fit of each part before gluing. Use a small amount of hobby plastic glue to assemble the components.

Use caution with all products and follow all manufacturer instructions. Adult supervision is recommended for children under the age of 16. Have fun!

JOIN THE COMMUNITY

Use #MyStarWarsLegion to share your miniature photos and be a part of the Star Wars™: Legion community!



AtomicMassGames



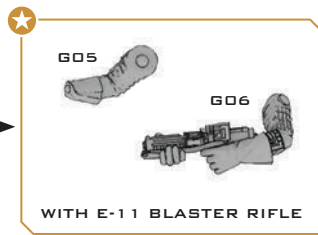
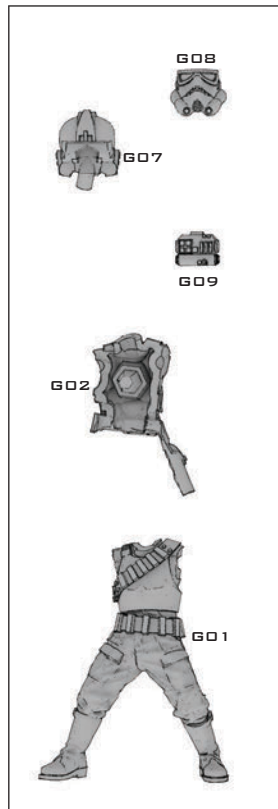
AtomicMassGames




Atomic_Mass_Transmissions

★ : CUSTOMIZABLE OPTIONS

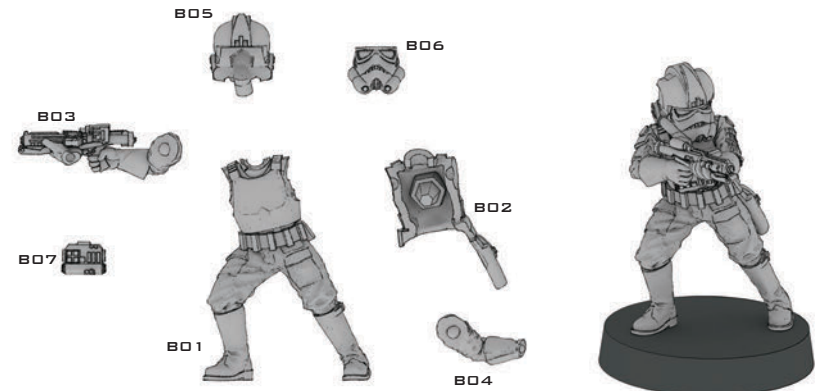
T-21 SPECIAL FORCES




IMPERIAL SPECIAL FORCES UNIT LEADER



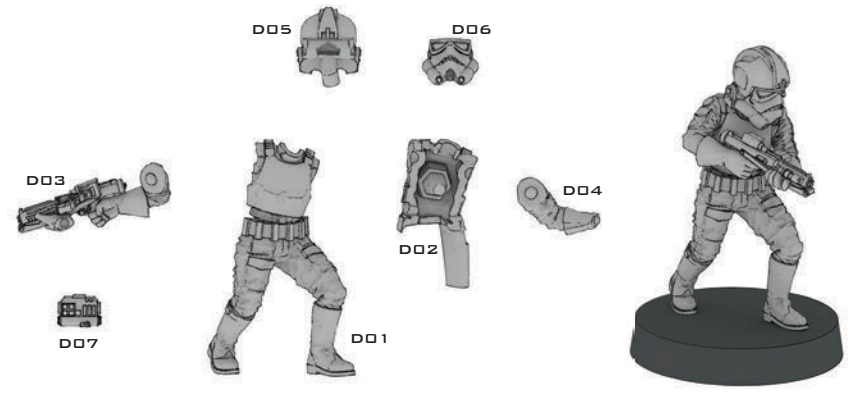
IMPERIAL SPECIAL FORCES TROOPER




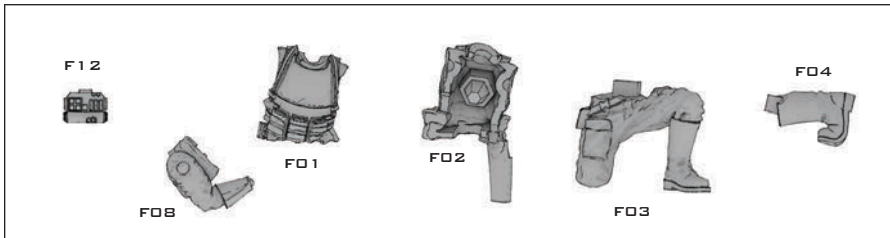
IMPERIAL SPECIAL FORCES TROOPER



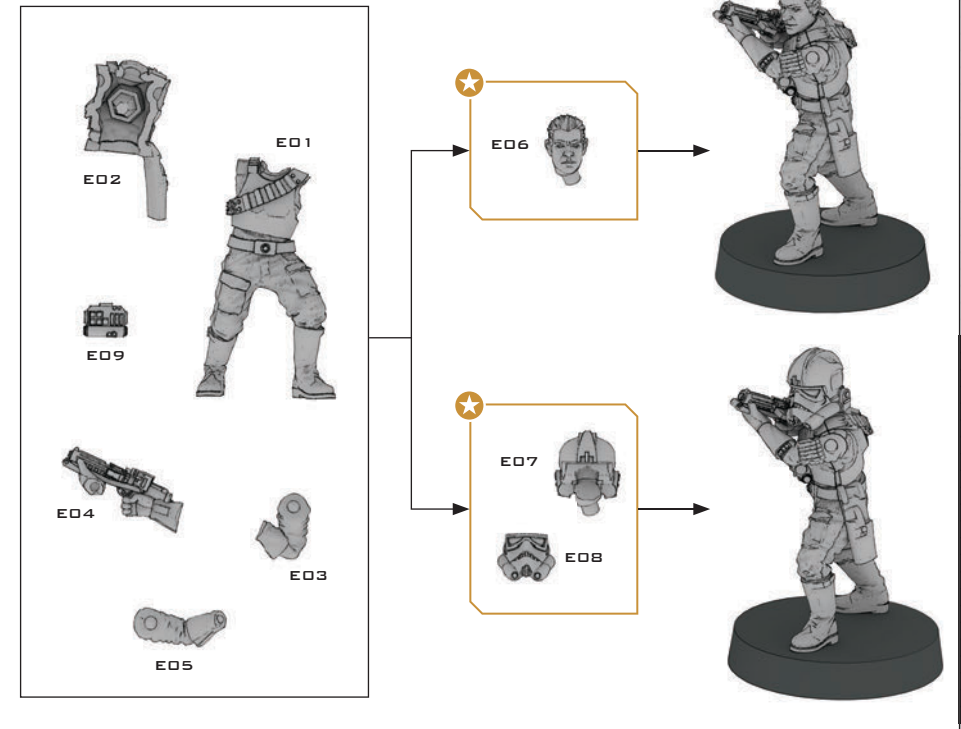
IMPERIAL SPECIAL FORCES TROOPER



DEL MEEKO



GIDEON HASK



★ : CUSTOMIZABLE OPTIONS