

# MARVEL CRISIS PROTOCOL MINIATURES GAME

CP 45

## READ THIS FIRST

Read through the instruction booklet before assembling your miniatures. Be sure to use a pair of sharp hobby clippers to remove the miniature components from the sprue. Carefully clean the excess material and mold lines with a sharp hobby knife. Check the fit of each part before gluing. Use a small amount of hobby plastic glue to assemble the components. Use caution with all products and follow all manufacturer instructions. Adult supervision is recommended for children under the age of 16. Have fun!

## CREDITS

### Marvel Crisis Protocol

#### Game and Character Design

William Shick

#### Lead Developer

Will Pagani

#### Creative Director

Dallas Kemp

#### Digital Engineering

Marco Segovia, Evan Kang

#### Sculpting

Gael Goumon, Marco Segovia

#### Miniature Painting

Brendan Roy, Dallas Kemp

### Marketing

Josh Colón

### Graphic Design & Photography

Jessy Stetson

### Editing

Dan Henderson

### Artist Coordinator

Josh Colón

### Asmodee North America

#### Licensing Manager

Sherry Anisi

#### Licensing Coordination

Zach Holmes, Ariel Brooks

### Director of Studio Operations

Simone Elliott

### Plastics Production Management

Justin Anger, Michael Blomberg

### Print Production Management

Liza Lundgren, John Hannasch, Anne Kinner

### Publisher


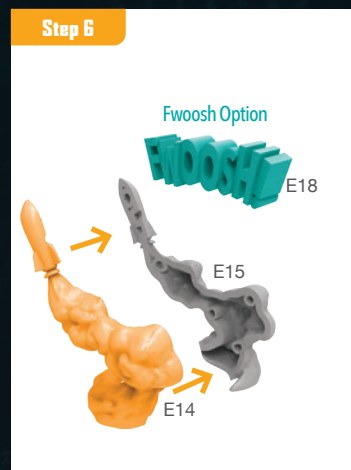
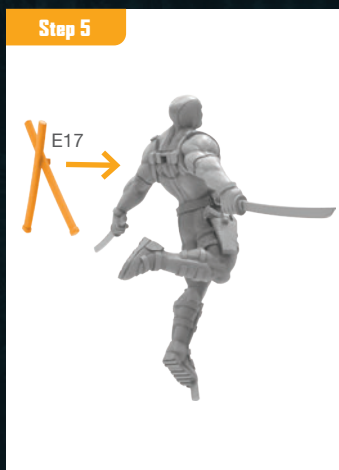
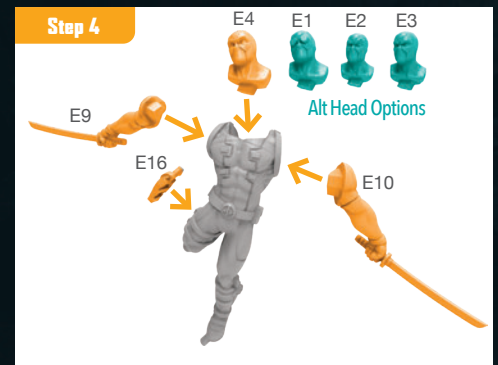

Steve Horvath

### Marvel

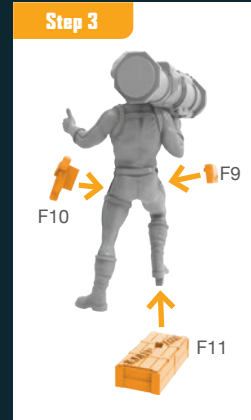
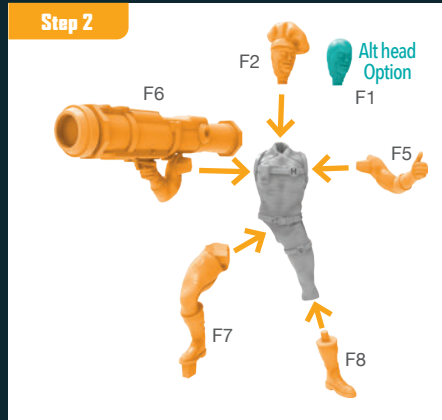
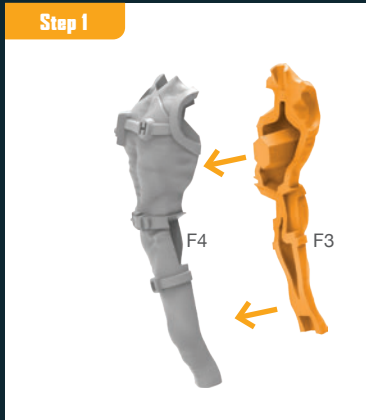
#### Licensing Approvals

Brian Ng

## DEADPOOL ASSEMBLY GUIDE



# BOB, AGENT OF HYDRA ASSEMBLY GUIDE



# TACO TRUCK ASSEMBLY GUIDE

