

MARVEL CRISIS PROTOCOL MINIATURES GAME

CP 41

READ THIS FIRST

Read through the instruction booklet before assembling your miniatures. Be sure to use a pair of sharp hobby clippers to remove the miniature components from the sprue. Carefully clean the excess material and mold lines with a sharp hobby knife. Check the fit of each part before gluing. Use a small amount of hobby plastic glue to assemble the components. Use caution with all products and follow all manufacturer instructions. Adult supervision is recommended for children under the age of 16. Have fun!

CREDITS

Marvel Crisis Protocol

Game and Character Design

William Shick

Lead Developer

Will Pagani

Sculpting Director

Dallas Kemp

Digital Engineering

Marco Segovia

Sculptor

Dave Kidd

Miniature Painting

Brendan Roy

Marketing

Josh Colón

Graphic Design & Photography

Jessy Stetson

Editing

Dan Henderson

Game Producer

Melissa Butler

Asmodee North America

Licensing Coordinator

Sherry Anisi, Ariel Brooks

Director of Studio Operations

Simone Elliott

Plastics Production Management

Justin Anger, Michael Blomberg

Print Production Management

Liza Lundgren, John Hannasch, Anne Kinner

Publisher


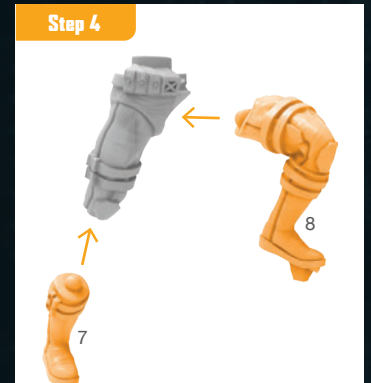
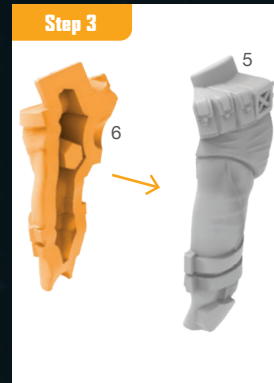


Steve Horvath

Marvel

Licensing Approvals

Brian Ng

CYCLOPS ASSEMBLY GUIDE



STORM ASSEMBLY GUIDE

